# Circular Connector M40

## 250/630V 20/63A

## Technical characteristics

| Specifications | |
|---|---|
| Specifications | DIN EN 60 664<br>DIN EN 61 984 |
| Approvals | |
| **Electrical data** | |
| Number of contacts | 4/4 |
| Electrical properties | |
| -Rated current | 63A (power) |
| | 20A (signal) |
| -Rated voltage | 630V (power) |
| | 250V (signal) |
| -Rated impulse voltage | 6000V (power) |
| | 4000V (signal) |
| -Contact resistance | ϕ3.6(power): ≤ 1 mΩ |
| | ϕ2 (signal): ≤ 3 mΩ |
| Material and finish | |
| -Housing material | copper alloyNickel-plated、zinc alloyNickel-plated |
| -contact | copper alloygold plated |
| -Insulating material | PA |
| -Sealing element | FKM |

| Machanical properties | |
|---|---|
| -Mechanical working life | ⩾ 500 次 |
| -Lock mode | Thread locking |
| -Cable and outlet diameter | ϕ19-21.5 |
| Environmental performance | |
| -Limiting temperature | -40°C ...+130°C |
| -Degree of protection | IP67 |
| -Pollution degree | 3 |

Crimp terminal

order crimp contacts separately

| Insert | Designation | Order No. |
|---|---|---|
| Female | M40-FC04/4-T-D21.5-SH | 170 008 420 2001 |

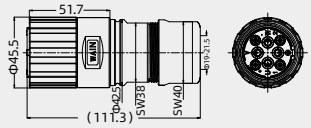


Crimp terminal

order crimp contacts separately

| Insert | Designation | Order No. |
|---|---|---|
| Male | M40-MC04/4-BK | 170 008 310 1001 |

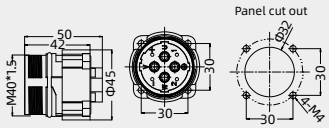


## Accessories

Crimp contacts

signal

power

| NO. | Male | Order No. | Female | Order No. |
|---|---|---|---|---|
| ① | M40-AMC30G-1.0 | 101 032 210 0811 | M40-AFC30G-1.0 | 101 032 220 0811 |
| ② | M40-AMC30G-1.5 | 101 032 210 0911 | M40-AFC30G-1.5 | 101 032 220 0911 |
| ③ | M40-AMC30G-2.5 | 101 032 210 1011 | M40-AFC30G-2.5 | 101 032 220 1011 |
| ④ | M40-AMC75G-4 | 101 024 210 1201 | M40-AFC75G-4 | 101 024 220 1201 |
| ⑤ | M40-AMC75G-6 | 101 024 210 1301 | M40-AFC75G-6 | 101 024 220 1301 |
| ⑥ | M40-AMC75G-10 | 101 024 210 1401 | M40-AFC75G-10 | 101 024 220 1401 |

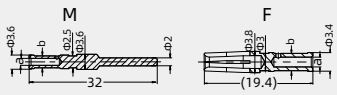


| NO. | wire gauge | Stripping Length | a | b |
|---|---|---|---|---|
| ① | 1 mm² | 7 mm | Φ1.45 | Φ2.6 |
| ② | 1.5 mm² | 7 mm | Φ1.75 | Φ3/Φ3.1 |
| ③ | 2.5 mm² | 7 mm | Φ2.25 | Φ3.4 |

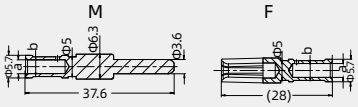


| NO. | wire gauge | Stripping Length | a | b |
|---|---|---|---|---|
| ④ | 4 mm² | 10 mm | Φ2.85 | Φ3..9 |
| ⑤ | 6 mm² | 10 mm | Φ3.5 | Φ5 |
| ⑥ | 10 mm² | 10 mm | Φ4.5 | Φ5.7 |

Tools

Crimping tool

| Wire gauge | Designation | Order No. |
|---|---|---|
| 0.14-4mm² | TL28-2 | 198 001 001 0039 |
| 1.5-10mm² | TL28-3 | 198 001 001 0040 |

Contact removal tool

| Application | Designation | Order No. |
|---|---|---|
| for crimp contacts 75A | M40-TL01 | 198 001 000 0027 |
| for crimp contacts 30A | M40-TL02 | 198 001 000 0028 |

Notes: The tools for crimp terminal may influence the product quality and stability. Please select the tools recognized by our company.